

T-Tape Drip Tape



Product Line Information

Key Features

- Superior Material Strength
- Dripper Inlet Filters
- Turbulent Flow Path
- Slit Outlet

Models

- T-Tape
- T-Tape^S

Applications

- Surface
- Under Mulch (buried)
- Subsurface

Options

- Diameters: 5/8", 7/8", 1 1/8", 1 3/8"
- Wall Thickness: 5 - 15 mil
- Flow Rates: 0.11- 1.34 gpm/ 100 ft.
- Average Roll Weight: 65 lbs.

One of the most recognized and trusted drip tape brands in the world, T-Tape Drip Tape is used in a variety of crops around the world helping to reduce water consumption, increase crop quality, and increase crop yields. T-Tape Drip Tape can be installed on the ground, under plastic, or even subsurface. Because of T-Tape's material strength, design, and quality production standards, it's the drip tape that you can count on year after year. T-Tape is available in a wide assortment of configurations, including various lengths, wall thickness, dripper spacings and flow rates.



T-Tape Drip Tape

Diameter Size Selection

5/8"

Standard diameter size with the largest selection of models. Includes high flow rate models typically used in crops like flowers or peppers. Generally used in applications with tight plant spacing.

7/8"


Provides longer run lengths than standard diameter models. The 7/8" models are used with crops that have a tight plant spacing and lower flow requirements or long runs of crops with larger spacing. Typical crops include leafy greens and vegetables.

1 1/8"

Models with a 1 1/8" diameter are generally made with medium flow rates and are used in crops that require normal flow and have standard plant spacing. Provides longer length of runs.

1 3/8"

Longest length of runs with standard dripper spacing of 12 inches. Designed to be used in the largest fields.



Wall Thickness Selection

5 Mil

Short season crops in medium tilled soils that contain slight residue from a previous crop. Beneficial for crops such as strawberries, melons and onion.



8 Mil

Minimum tilled soils, double cropping, heavier textured soils, or where more resistance to abrasion and insect damage is desired. Used in peppers, tomatoes, melons and vegetable crops.



12 Mil

Multiple season and SDI applications. Typically used in better conditioned soils and with crops such as cotton and corn.



6 Mil

Minimum tilled soils, double cropping, medium textured soils or where rocks or previous crop residue is a factor. Commonly used in tomatoes, peppers, melons and strawberries.



10 Mil

Heavy or rocky soil, where insects are a problem or where tape is to be moved or reused for multiple seasons.



15 Mil

Heavier soil or soils presenting rougher terrain where insects are a stronger threat, even small animals. Used in sugarcane, asparagus and SDI applications.



Spacing Selection

4 inch

Generally used with crops that have a tight plant spacing and require a high flow rate. The 4 inch spacing delivers the best wetting pattern in sandy soils and is typically used in shorter run lengths. This spacing is used in greenhouses or in open fields with crops such as flowers or peppers.

6 inch

Used in crops where the combination of tight plant spacings and multiple rows of plants in a wide bed. Additionally, 6 inch spacing is used when the drip system is used for germination. Common crops utilizing 6 inch spacing are onions and garlic.

8 inch

The 8 inch spacing and higher flow rate models produce a good wetting pattern in sandy soils. This spacing also aids in germination of seeds and is generally used in crops such as strawberries and vegetables.

12 inch

The 12 inch spacing is a good choice for most soil types. This spacing is offered in lower flow rates, which can be used in longer lateral runs.

16 inch

The 16 inch spacing is offered in lower flow rate models, designed to improve infiltration in heavy soils and allow for the longest lateral runs.

Flow Rate Selection

Best infiltration rate in heavy soils. The ultra low models provide the longest possible length of runs for a given dripper spacing. These models also require the highest level of filtration to protect from plugging.

Low (0.11 - 0.16 gph/dripper)

Good infiltration rate in heavy soils. Provides long length of runs for a given dripper spacing. Requires higher level of filtration to protect from plugging.

Medium (0.18 - 0.27 gph/dripper)

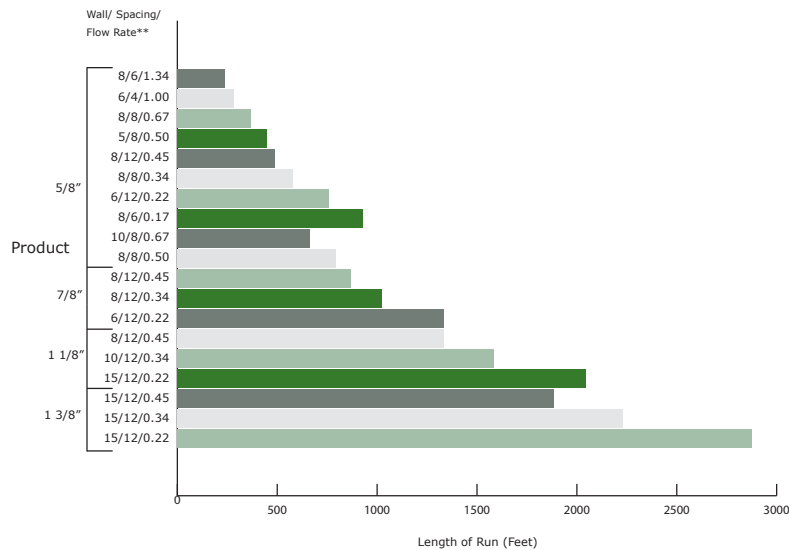
Provides good wetting pattern in most soils. Good plug resistance.

High (0.320 gph/dripper and above)

Best plugging resistance with shorter run lengths when compared to lower flow rate models.

Note: Models are organized by flow rate per 100 feet (gpm/ 100 ft), but filtration requirements and flow rate classification are based on flow rate per dripper (gph/dripper). You can find both types of flow ratings listed for each model in the product information charts in pages 5-8.

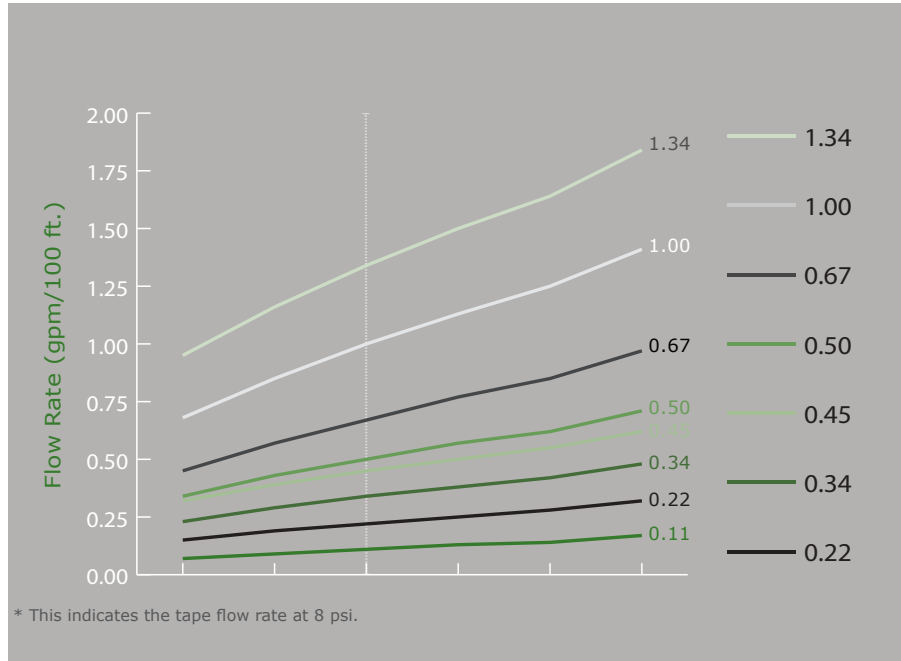
Length of Run Comparison - T-Tape Drip Tape*



* Length of run (feet) calculations represent specific products. Length of runs are calculated at 90% uniformity, 0% slope, and at 8 PSI.
Wall: thickness in Mil, Spacing: Dripper spacing in inches, Flow Rate:Tape flow in gpm/100'

T-Tape Drip Tape

Flow Rate vs. Pressure - T-Tape Drip Tape



T-Tape Use Tips

Design Considerations

Evaluate field conditions, including slope, soil type, and water quality.

Understand plant requirements for irrigation.

Install proper filtration for efficient operation of the system.

Determine and install proper filtration based on water quality, water source and dripper flow rate.

Install proper air and vacuum relief devices in the appropriate locations.

Installation

Always install T-Tape Drip Tape with the drippers facing up. The colored stripe on the drip tape should be facing upward.

Under clear mulch (plastic), T-Tape must be completely buried.

Make sure installation equipment contains no sharp edges, nicks, excessive tension or anything that could damage the tape during installation.

Perform proper system flushing and insure all system components are working properly conditions.

Maintenance

Regularly monitor pressure, flow rates, soil moisture, and other factors to maintain highest system performance.

Perform proper maintenance on all components in the irrigation system.

Perform appropriate chlorine and acid injections.

Perform regular flushing of laterals according to water conditions.

Operating Guidelines

Minimum operating pressure: 4 PSI

Recommended operating pressure: 8 PSI

Maximum operating pressures:

Wall (mil)	Diameter			
	5/8"	7/8"	1 1/8"	1 3/8"
5	8			
6	10	8		
8	15	10	8	
10	15	15	10	
12	15	15	12	
15	15	15	15	15

New T-Tape^S Models

Introducing the newest set of T-Tape Drip Tape models – T-Tape^S. These new models are engineered with extra tensile strength, allowing growers to more efficiently extract drip tape from the field. T-Tape^S Drip Tape models are available in flow rate and spacing combinations typically used in longer fields or in rotated crops, where extracting the drip tape is more arduous. T-Tape^S models are ideal choices for crops such as garlic, cotton, and onions. T-Tape^S models can be identified with a gray stripe and with the T-Tape^S designation on the label.



T-Tape^S - Ultra Low Flow - 5/8" or 7/8"

Minimum operation pressure: 4 psi
Rolls per pallet: 16

Product Information						Operating Data						
Dia.	Wall	Spacing	Flow Rate*	Roll length	Item Number	Flow Rate***	Flow Rate Class	Recommended Filtration		Max. Op. Pressure	Max. Flush Pressure	Max. Length of Run**
(inch)	(mil)	(inch)	(gpm/100 ft)	(ft)		(gph)		(mesh)	(micron)	(psi)	(psi)	(ft)
5/8	5	6	0.22	12,000	WT14682	0.07	Ultra Low	270	53	8	11	685
5/8	5	8	0.17	12,000	WT14683	0.07	Ultra Low	270	53	8	11	790
5/8	5	9	0.15	12,000	WT14685	0.07	Ultra Low	270	53	8	11	850
5/8	5	12	0.11	12,000	WT14686	0.07	Ultra Low	270	53	8	11	1040
5/8	6	6	0.22	10,000	WT13929	0.07	Ultra Low	270	53	10	13	770
5/8	6	8	0.17	10,000	WT14688	0.07	Ultra Low	270	53	10	13	790
5/8	6	12	0.11	10,000	WT14690	0.07	Ultra Low	270	53	10	13	1040
7/8	6	6	0.22	7,380	WT13928	0.07	Ultra Low	270	53	8	10	1335

T-Tape^S - Low Flow - 5/8" or 7/8"

Minimum operation pressure: 4 psi
Rolls per pallet: 16

Product Information						Operating Data						
Dia.	Wall	Spacing	Flow Rate*	Roll length	Item Number	Flow Rate*	Flow Rate Class	Recommended Filtration		Max. Op. Pressure	Max. Flush Pressure	Max. Length of Run**
(inch)	(mil)	(inch)	(gpm/100 ft)	(ft)		(gph)		(mesh)	(micron)	(psi)	(psi)	(ft)
5/8	5	8	0.27	12,000	WT14684	0.11	Low	200	80	8	11	671
5/8	5	12	0.22	12,000	WT14687	0.13	Low	200	80	8	11	720
5/8	6	8	0.27	10,000	WT14689	0.11	Low	200	80	10	13	671
5/8	6	12	0.22	10,000	WT14691	0.13	Low	200	80	10	13	770
5/8	6	8	0.27	7,380	WT14693	0.11	Low	200	80	8	10	1190
5/8	6	12	0.22	7,380	WT14697	0.13	Low	200	80	8	10	1335
5/8	6	12	0.27	7,380	WT14699	0.16	Low	200	80	8	10	1200

* Flow rates calculated at 8 psi.

** Length of runs calculated using Hydraulic Tool.

*** Flow rate per dripper.

T-Tape Drip Tape

T-Tape - 5/8"

Minimum operation
pressure: 4 psi
Rolls per pallet: 16

Product Information						Operating Data						
Dia.	Wall	Spacing	Flow Rate*	Roll length	Item Number	Flow Rate*	Flow Rate Class	Recommended Filtration		Max. Op. Pressure	Max. Flush Pressure	Max. Length of Run**
(inch)	(mil)	(inch)	(gpm/100 ft)	(ft)		(gph)		(mesh)	(micron)	(psi)	(psi)	(ft)
5/8	5	4	1.00	12,000	101045765	0.20	Medium	150	100	8	11	285
5/8	5	6	0.67	12,000	101001663	0.20	Medium	150	100	8	11	375
5/8	5	8	0.34	12,000	101001471	0.14	Low	200	80	8	11	595
5/8	5	8	0.45	12,000	101001472	0.18	Medium	150	100	8	11	490
5/8	5	8	0.50	12,000	101001473	0.20	Medium	150	100	8	11	450
5/8	5	8	0.67	12,000	101001474	0.27	Medium	150	100	8	11	375
5/8	5	12	0.45	12,000	101001477	0.27	Medium	150	100	8	11	490
5/8	6	4	1.00	10,000	101008273	0.20	Medium	150	100	10	13	285
5/8	6	6	0.45	10,000	101001043	0.14	Low	200	80	10	13	445
5/8	6	6	0.67	10,000	101001679	0.20	Medium	150	100	10	13	375
5/8	6	8	0.34	10,000	101001479	0.14	Low	200	80	10	13	595
5/8	6	8	0.50	10,000	101001480	0.20	Medium	150	100	10	13	450
5/8	6	8	0.67	10,000	101001481	0.27	Medium	150	100	10	13	375
5/8	6	12	0.34	10,000	101001485	0.20	Medium	150	100	10	13	595
5/8	6	12	0.45	10,000	101001488	0.27	Medium	150	100	10	13	490
5/8	6	16	0.34	10,000	101001691	0.27	Medium	150	100	10	13	595
5/8	8	4	1.00	7,500	101001490	0.20	Medium	150	100	15	18	285
5/8	8	6	0.45	7,500	101001045	0.14	Low	200	80	15	18	490
5/8	8	6	1.34	7,500	101001491	0.40	High	150	100	15	18	240
5/8	8	8	0.34	7,500	101001492	0.14	Low	200	80	15	18	580
5/8	8	8	0.50	7,500	101001869	0.20	Medium	150	100	15	18	450
5/8	8	8	0.67	7,500	101001494	0.27	Medium	150	100	15	18	375
5/8	8	12	0.22	7,500	101001497	0.13	Low	200	80	15	18	770
5/8	8	12	0.34	7,500	101001499	0.20	Medium	150	100	15	18	595
5/8	8	12	0.45	7,500	101001500	0.27	Medium	150	100	15	18	490
5/8	8	16	0.17	7,500	101001709	0.14	Low	200	80	15	18	930
5/8	8	16	0.34	7,500	101001712	0.27	Medium	150	100	15	18	595
5/8	10	6	1.34	6,000	101001508	0.40	High	120	130	15	22	240
5/8	10	8	0.34	6,000	101001509	0.14	Low	200	80	15	22	595
5/8	10	8	0.50	6,000	101001870	0.20	Medium	150	100	15	22	450
5/8	10	8	0.67	6,000	101001511	0.27	Medium	150	100	15	22	375
5/8	10	12	0.22	6,000	101001512	0.13	Low	200	80	15	22	770
5/8	10	12	0.34	6,000	101001514	0.20	Medium	150	100	15	22	595
5/8	10	12	0.45	6,000	101001515	0.27	Medium	150	100	15	22	490
5/8	10	16	0.34	6,000	101001727	0.27	Medium	150	100	15	22	595
5/8	10	30	0.25	6,000	101023003	0.38	High	120	130	15	22	720
5/8	12	12	0.45	5,100	101001738	0.27	Medium	150	100	15	26	490
5/8	15	8	0.50	4,100	101001744	0.20	Medium	150	100	15	33	450
5/8	15	8	0.67	4,100	101001745	0.27	Medium	150	100	15	33	375
5/8	15	12	0.45	4,100	101001748	0.27	Medium	150	100	15	33	490

* Flow rates calculated at 8 psi.

** Length of runs calculated using Hydraulic Tool.

T-Tape - 7/8"

Minimum operation
pressure: 4 psi
Rolls per pallet: 16

Product Information						Operating Data						
Dia.	Wall	Spacing	Flow Rate*	Roll length	Item Number	Flow Rate*	Flow Rate Class	Recommended Filtration		Max. Op. Pressure	Max. Flush Pressure	Max. Length of Run**
(inch)	(mil)	(inch)	(gpm/100 ft)	(ft)		(gph)		(mesh)	(micron)	(psi)	(psi)	(ft)
7/8	6	8	0.34	7,380	101001521	0.14	Low	200	80	8	10	1030
7/8	8	8	0.34	5,560	101001534	0.14	Low	200	80	10	12	1030
7/8	8	8	0.50	5,560	101001871	0.20	Medium	150	100	10	12	795
7/8	8	8	0.67	5,560	101001535	0.27	Medium	150	100	10	12	665
7/8	8	12	0.22	5,560	101001536	0.13	Low	200	80	10	12	1350
7/8	8	12	0.34	5,560	101001542	0.20	Medium	150	100	10	12	1030
7/8	8	12	0.45	5,560	101001543	0.27	Medium	150	100	10	12	865
7/8	10	6	0.45	4,400	101001049	0.14	Low	200	80	15	16	865
7/8	10	8	0.34	4,400	101001544	0.14	Low	200	80	15	16	1030
7/8	10	8	0.67	4,400	101001545	0.27	Medium	150	100	15	16	665
7/8	10	12	0.34	4,400	101001553	0.20	Medium	150	100	15	16	1030
7/8	10	12	0.45	4,400	101001554	0.27	Medium	150	100	15	16	865
7/8	12	8	0.34	3,724	WT14453	0.14	Low	200	80	15	19	1030
7/8	12	12	0.27	3,724	101039050	0.16	Low	200	80	15	19	1200
7/8	12	12	0.45	3,724	101002090	0.27	Medium	150	100	15	19	865
7/8	15	8	0.34	3,002	101001805	0.14	Low	200	80	15	23	1030
7/8	15	8	0.67	3,002	101001806	0.27	Medium	150	100	15	23	665
7/8	15	12	0.22	5,200	101001578	0.13	Low	200	80	15	23	1350
7/8	15	12	0.22	3,002	101001555	0.13	Low	200	80	15	23	1350
7/8	15	12	0.22	2,700	101001558	0.13	Low	200	80	15	23	1350
7/8	15	12	0.34	3,002	101001814	0.20	Medium	150	100	15	23	1030
7/8	15	12	0.45	3,002	101001815	0.27	Medium	150	100	15	23	865
7/8	15	16	0.28	3,002	101001817	0.23	Medium	150	100	15	23	1165

* Flow rates calculated at 8 psi.

** Length of runs calculated using Hydraulic Tool.

T-Tape Drip Tape

T-Tape - 1 1/8"

Minimum operation pressure: 4 psi
Rolls per pallet: 12

Product Information						Operating Data						
Dia.	Wall	Spacing	Flow Rate*	Roll length	Item Number	Flow Rate*	Flow Rate Class	Recommended Filtration		Max. Op. Pressure	Max. Flush Pressure	Max. Length of Run**
(inch)	(mil)	(inch)	(gpm/100 ft)	(ft)		(gph)		(mesh)	(micron)	(psi)	(psi)	(ft)
1 1/8	8	12	0.34	5,580	101002124	0.20	Medium	150	100	8	10	1583
1 1/8	8	12	0.45	5,580	101002125	0.27	Medium	150	100	8	10	1336
1 1/8	10	12	0.34	4,410	101002140	0.20	Medium	150	100	10	12	1583
1 1/8	12	12	0.34	3,775	101002152	0.20	Medium	150	100	12	15	1583
1 1/8	15	12	0.22	3,035	101002174	0.13	Low	200	80	15	18	2045
1 1/8	15	12	0.34	3,035	101002175	0.20	Medium	150	100	15	18	1583
1 1/8	15	12	0.45	3,035	101002176	0.27	Medium	150	100	15	18	1350

T-Tape - 1 3/8"

Minimum operation pressure: 4 psi
Rolls per pallet: 12

Product Information						Operating Data						
Dia.	Wall	Spacing	Flow Rate*	Roll length	Item Number	Flow Rate*	Flow Rate Class	Recommended Filtration		Max. Op. Pressure	Max. Flush Pressure	Max. Length of Run**
(inch)	(mil)	(inch)	(gpm/100 ft)	(ft)		(gph)		(mesh)	(micron)	(psi)	(psi)	(ft)
1 3/8	15	12	0.22	2,700	101001827	0.13	Low	200	80	15	16	2876
1 3/8	15	12	0.34	2,700	101001829	0.20	Medium	150	100	15	16	2232
1 3/8	15	12	0.45	2,700	101001830	0.27	Medium	150	100	15	16	1884

* Flow rates calculated at 8 psi.

** Length of runs calculated using Hydraulic Tool.

